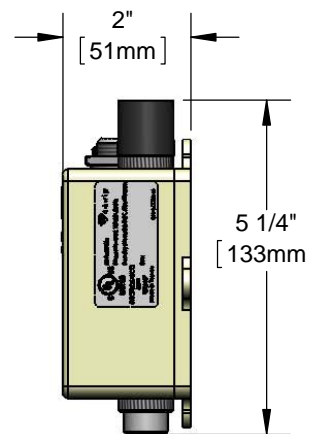
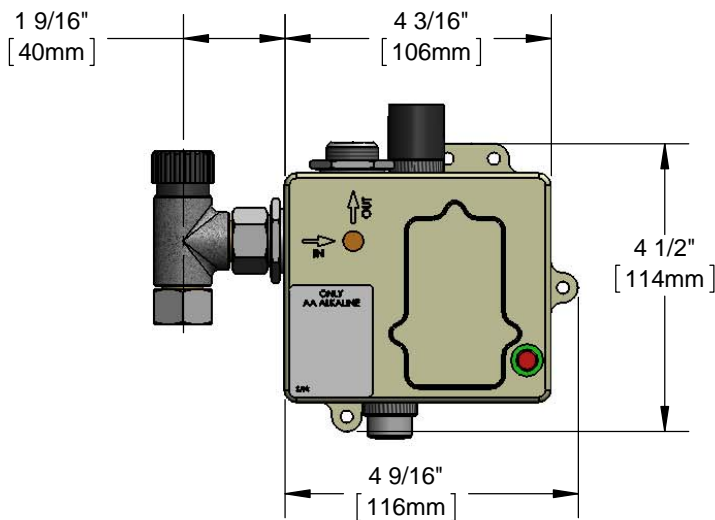
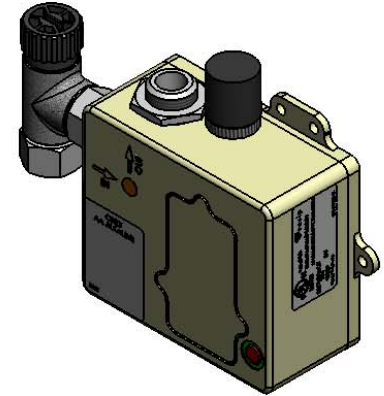


Architect/Engineering Specifications:

Below-deck control module box 3 5/8" x 4 3/16" x 2" deep with water resistant faucet sensor cable connection, mixed water elbow fitting and integral strainer, 1/2" NPSM female 360° swivel coupling nut and AC or DC operated with (4) AA batteries. Certified to ASME A112.18.1/CSA B125.1, NSF 61-Section 9, NSF 372 and UL 1951.

Job Name _____
 Model Specified _____ Quantity _____
 Variations Specified _____
 Date _____



Features & Benefits:

- Below-deck control module box 3 5/8" x 4 3/16" x 2" deep
- Water resistant faucet sensor cable connection
- Mixed water elbow fitting with integral strainer
- 1/2" NPSM female 360° swivel coupling nut
- AC or DC operated w/ (4) AA batteries

Product Compliance:

- ASME A112.18.1 / CSA B125.1
- NSF 61 - Section 9
- NSF 372 (Low Lead Content)
- UL 1951

Warranty: One Year (Limited)

Performance Data:

- Pressure: 20 - 125 psi
- Temperature: 40°F - 140°F

