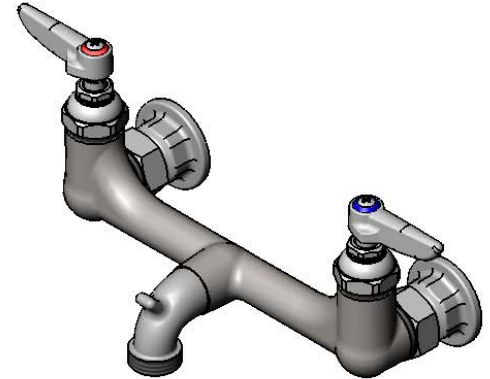
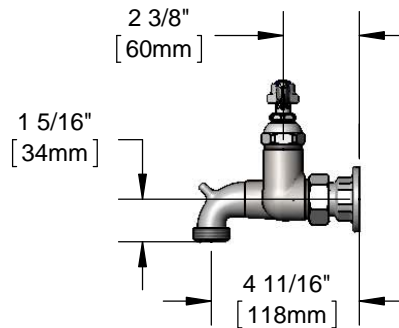
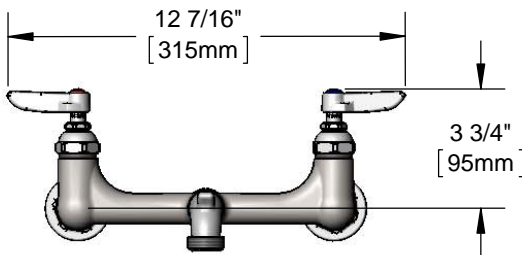




Architect/Engineering Specifications:

8" wall mount mixing faucet with rough chrome plated brass body and spout with pail hook and 3/4" garden hose thread outlet, compression cartridges with spring checks, lever handles and 1/2" NPT female inlets. Certified to ASME A112.18.1/CSA B125.1, NSF 61-Section 9 and NSF 372. Meets ADA ANSI/ICC A117.1 requirements.

Job Name _____	
Model Specified _____	Quantity _____
Variations Specified _____	
Date _____	



Features & Benefits:

- 8" wall mount mixing faucet with rough chrome plated brass body
- Rough chrome plated spout with pail hook and 3/4" garden hose thread outlet
- Lever handles with color coded indexes
- Quarter-turn Eterna compression cartridges with spring checks to prevent cross flow of water
- 1/2" NPT female eccentric inlets with Ø2" flanges
- Adjustable centers from 7 3/4" to 8 1/4"
- Material: Rough chrome plated brass body, spout & inlets and chrome plated metal handles

Product Compliance:

- ASME A112.18.1 / CSA B125.1
- NSF 61 - Section 9
- NSF 372 (Low Lead Content)
- ANSI A117.1 (ADA)



Warranty: One Year (Limited)

Performance Data:

- Pressure: 20 - 125 psi
- Temperature: 40 °F - 140 °F
- Flow Rate: 22.26 GPM @ 60 psi



Optional Handles

- 4" Wrist Action
- Lever (Standard)
- 4-Arm

Optional Cartridges With Checks

- Quarter-Turn Cerama w/ Check Valve
- Quarter-Turn Eterna w/ Spring Check (Standard)

