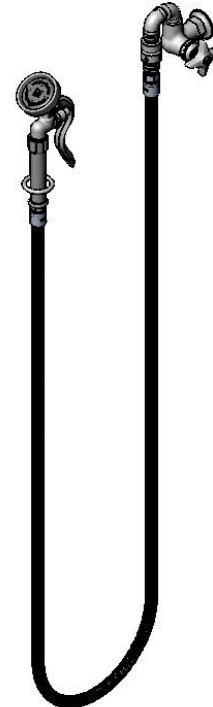
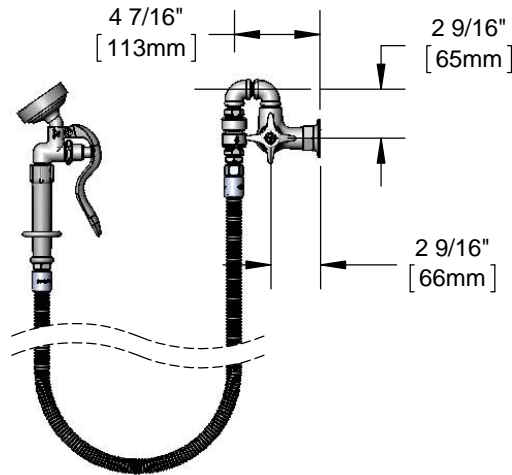
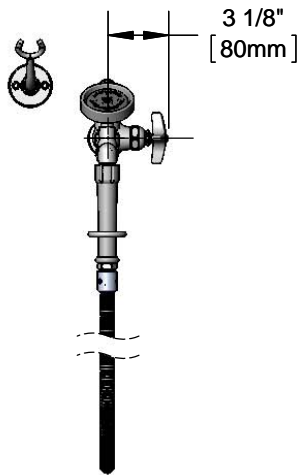




Architect/Engineering Specifications:

Wall mount mixing faucet with polished chrome plated brass body, vacuum breaker, 96" flexible stainless steel hose with heat resistant handle, 1.42 GPM angled spray valve, compression cartridges, lever handles, 1/2" NPT female inlet and hanger hook. Certified to ASME A112.18.1/CSA B125.1, NSF 61 Section 9, NSF 372 and ASSE 1001. EPAct 2005 compliant.

Job Name _____
 Model Specified _____ Quantity _____
 Variations Specified _____
 Date _____



Features & Benefits:

- 8" wall mount mixing faucet with polished chrome plated brass body
- Vacuum breaker
- 96" flexible stainless steel hose w/ heat resistant gray handle and hold down ring
- 1.42 GPM angled spray valve
- Eterna compression cartridges
- Lever handles with color coded index
- 1/2" NPT female eccentric inlet with Ø2" flanges
- Material: Polished chrome plated brass body, inlet, spray valve body, stainless steel hose and chrome plated metal handles

Product Compliance:

- ASME A112.18.1 / CSA B125.1
- NSF 61 - Section 9
- NSF 372 (Low Lead Content)
- EPAct 2005 (PRSV)
- ASSE 1001 (VB)

Warranty: One Year (Limited)

Performance Data:

- Pressure: 20 - 125 psi
- Temperature: 40 °F - 140 °F
- Flow Rate: 1.42 GPM @ 60 psi



Optional Handles

- 4" Wrist Action
- Lever
- 4-Arm (Standard)

Optional Cartridges

- Quarter-Turn Cerama
- Eterna (Standard)
- Quarter-Turn Eterna

Optional Pre-Rinse Spray Valves

- B-0107 (1.42 GPM)
- B-0107-C (0.65 GPM)
- B-0107-J (1.07 GPM)
- B-0108 (1.48 GPM)
- B-0108-C (0.65 GPM)

