



Stainless Steel Retractable Hose Reels

B-7142-C01M

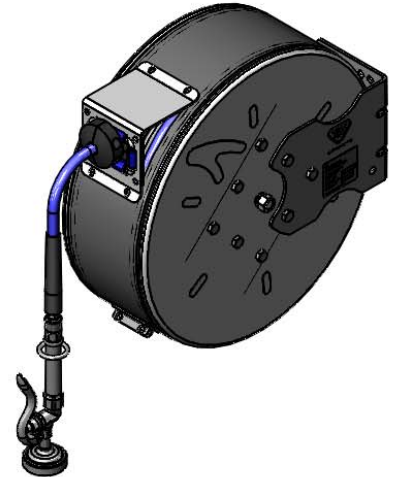
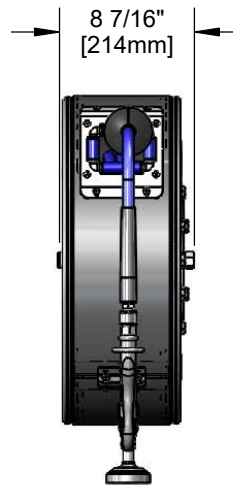
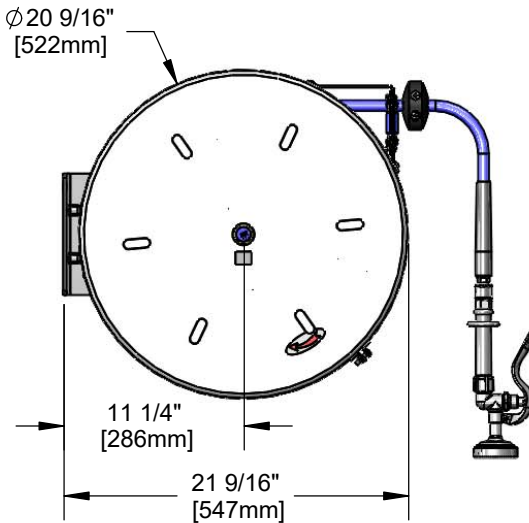
TAG:

Enclosed Stainless Steel Hose Reel

Architect/Engineering Specifications:

Enclosed stainless steel hose reel, 1.15 GPM spray valve with swivel, 3/8" x 50' heavy-duty non-marking hose, ratcheting system, multi-fit bracket, adjustable hose bumper and 3/8" NPT female inlet.

Job Name _____
 Model Specified _____ Quantity _____
 Variations Specified _____
 Date _____



Features & Benefits:

- Enclosed stainless steel hose reel
- 1.15 GPM spray valve w/ swivel
- 3/8" x 50' heavy-duty non-marking hose rated to 300 PSI
- Ratcheting system holds the length of hose until a slight tug to retract automatically
- 3/8" NPT female inlet
- Adjustable hose bumper
- Multi-fit bracket for wall, ceiling or under counter mounting
- Material: Stainless steel open reel and wall bracket, polished chrome plated brass spray valve

Product Compliance:

- NSF 61 Exempt (Non-Potable)
- 2019 DOE PRSV - Class II

Warranty: Two Year (Limited)

- Hose: One Year (Limited)

Performance Data:

- Pressure: 20 - 125 psi
- Temperature: 40 °F - 140 °F
- Flow Rate: 1.15 GPM @ 60 psi

Optional Hose Reel Spray Valves

- B-0107 Spray Valve (Standard)
- B-0108 Ergonomic Medium Flow Spray Valve
- B-0108-H Ergonomic High Flow Spray Valve
- EB-0107 High Flow Spray Valve
- EB-2322 Extended Spray Wand
- MV-2516-24 Stainless Steel Rear Trigger Water Gun
- MV-2522-24 Stainless Steel Front Trigger Water Gun
- MV-3516-24 Aluminum Rear Trigger Water Gun

Optional Hose Reel Multi-Fit Brackets

1/4", 3/8", & 1/2" Stainless Steel Hose Reel

- G016737-45 Stainless Steel Wall Swing Bracket
- G016652-45 Deck Mount Pivot Bracket
- G018477-45 Stainless Steel Table Leg Swing Bracket



T&S BRASS AND BRONZE WORKS, INC.



• 2 Saddleback Cove • Travelers Rest, SC 29690
 Ph 800-476-4103 • Fax 864-834-3518
 • Simi Valley, CA • Ph 800-423-0150 • www.tsbrass.com

Date: 10/15/18