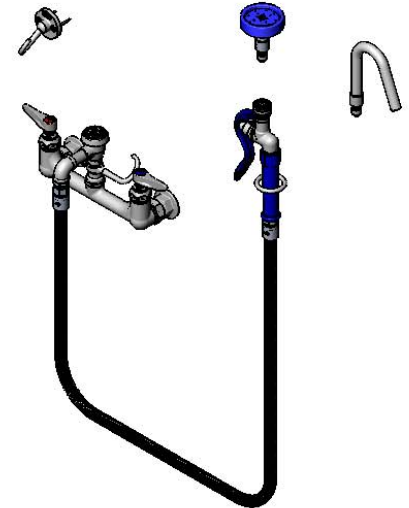
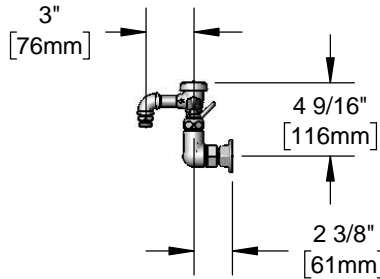
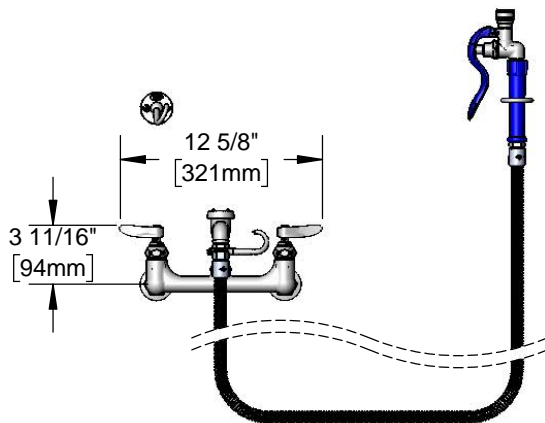




Architect/Engineering Specifications:

8" wall mount mixing faucet with polished chrome plated brass body, 68" flexible stainless steel hose with heat resistant handle, atmospheric vacuum breaker, spray valve with quick disconnect socket and quick disconnect hook nozzle, compression cartridges with spring checks, lever handles, wall hook and 1/2" NPT female inlets. Certified to ASME A112.18.1/CSA B125.1, NSF 61-Section 9, NSF 372 and ASSE 1001.

Job Name	_____		
Model Specified	_____	Quantity	_____
Variations Specified	_____		
Date	_____		



Features & Benefits:

- 8" wall mount mixing faucet w/ polished chrome plated brass body
- 3/8" NPT atmospheric vacuum breaker
- 68" flexible stainless steel hose w/ heat resistant blue handle and hold down ring
- Spray valve with quick disconnect socket
- Quick disconnect shower spray and hook nozzle accessories heads
- Quarter-turn Eterna compression cartridges w/ spring checks to prevent cross flow of water
- Lever handles w/ color coded indexes
- Wall hook
- 1/2" NPT female eccentric inlets with Ø 2" flanges
- Adjustable centers from 7 3/4" to 8 1/4"
- Material: Polished chrome plated brass body and spray valve body, chrome plated vacuum breaker, chrome plated metal handles and stainless steel hose

Product Compliance:

- ASME A112.18.1 / CSA B125.1
- NSF 61 - Section 9
- NSF 372 (Low Lead Content)
- ASSE 1001 (VB)
- EPA 2005 Non-Compliant (PRSV)



Warranty: One Year (Limited)

Performance Data:

- Pressure: 20 - 125 psi
- Temperature: 40°F - 140°F
- Flow Rate:
 - Shower Spray: 3.93 GPM @ 60 psi
 - Hook Nozzle: 2.71 GPM @ 60 psi



Optional Cartridges With Checks

- Quarter-Turn Cerama w/ Check Valve
- Quarter-Turn Eterna w/ Spring Check (Standard)

Optional Handles

- 4" Wrist Action
- Lever (Standard)
- 4-Arm

