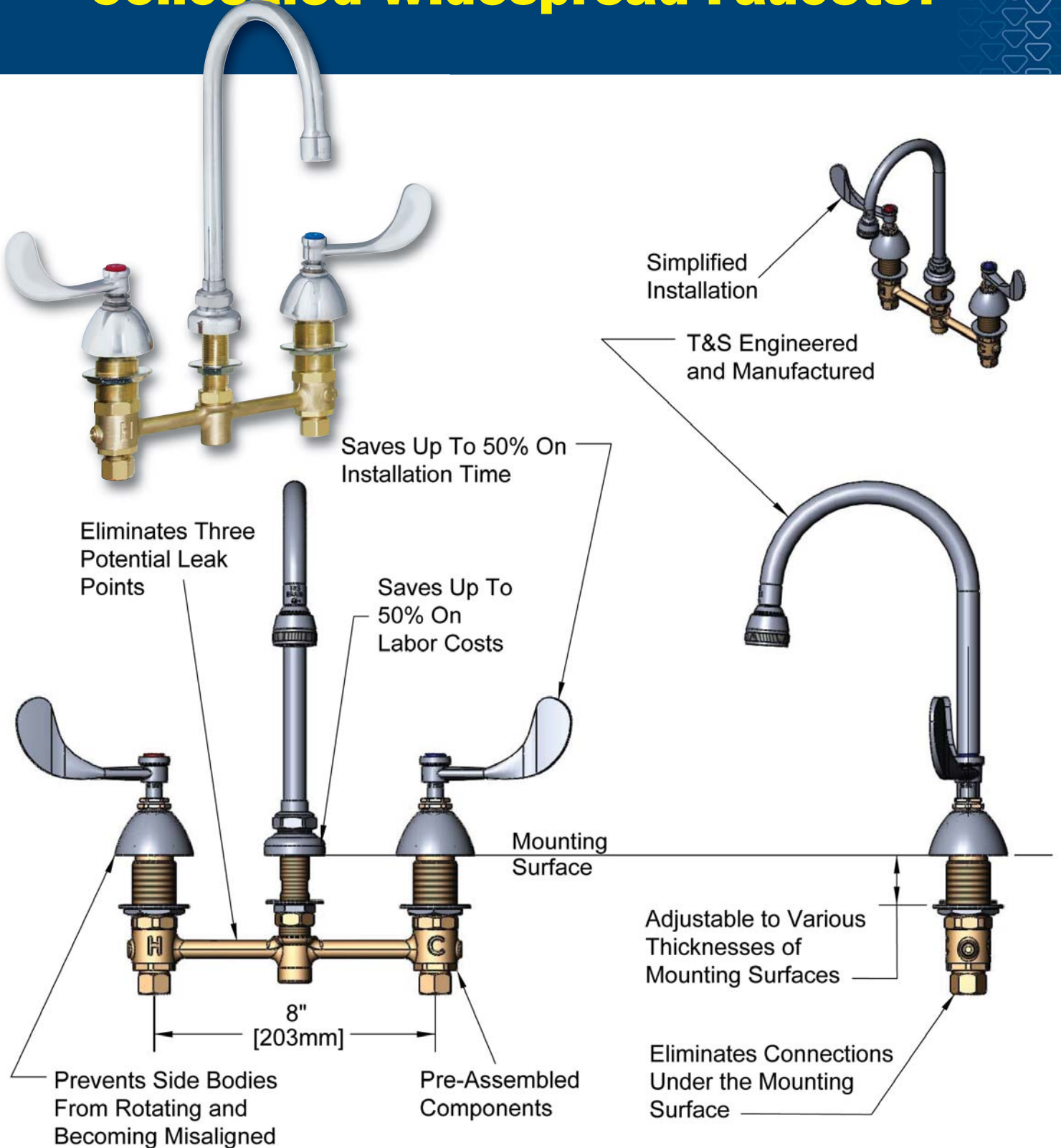




RELIABILITY BUILT IN™

How Sure Are We That You'll Love Our **Easy Install** Concealed Widespread Faucets?





WE'RE VERY SURE You'll Love Our **EasyInstall** Concealed Widespread Faucets



OLD Style

We've redesigned our popular concealed wide body faucets to save you time and money, so now, installation is easier than ever! You'll have these T&S *EasyInstall* faucets up and working in around **half the time** it took to install the previous design.

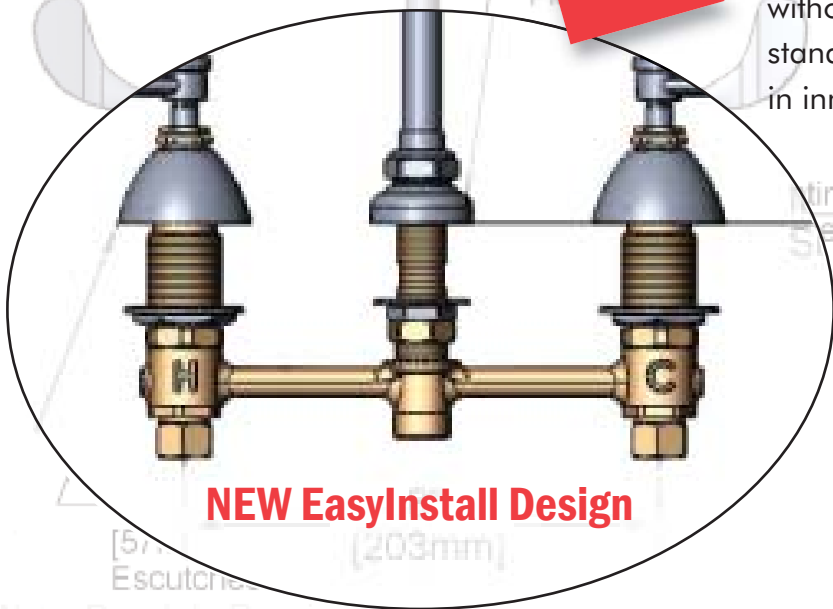
The innovation: a solidly built pre-assembled concealed faucet body, made with T&S Brass durable, long-lasting materials.



NEW Style

Just like our *EasyInstall* Pre-rinse Units, having fewer parts to install on our new concealed widespread faucets means that **installation, maintenance and replacement costs are significantly reduced.**

You can be sure that at T&S we are consistently working to save our customers time and money, without compromising our long-standing commitment to excellence in innovation and design.



NEW EasyInstall Design

PLEASE NOTE:

This re-design affects all of our standard 8" concealed widespread faucets except those with flex lines or adjustable centers, etc.

For more information, contact T&S Customer Service, or view the video called "*EasyInstall Concealed Widespread Faucet – Sales Video*"* on the T&S Brass Home Page, "Latest Video" section, www.tsbrass.com.

See the complete list of EasyInstall Concealed Widespread Faucet Models on the next page.

* This sales video and an instructional video will be available on our website to help answer installation questions.

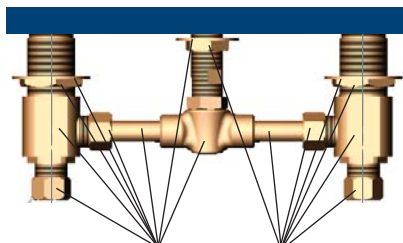
TOP TEN REASONS You'll Love Our **EasyInstall** Concealed Widespread Faucets:

- 1** Simplified installation
- 2** Saves up to 50% on labor costs
- 3** Saves up to 50% on installation time
- 4** One person installation
- 5** Pre-assembled components
- 6** Eliminates multiple connections under the mounting surface
- 7** Prevents side bodies from rotating and becoming misaligned
- 8** Eliminates three potential leak points
- 9** Adjustable to various thicknesses of mounting surfaces
- 10** T&S engineered and manufactured

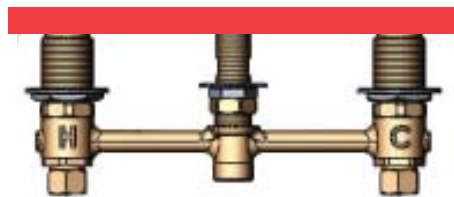


CWS OLD Style

CWS NEW Style



OLD Design
Under the Counter -
Multiple Parts To Install



NEW Design
Under the Counter -
Pre-Assembled For Ease
of Installation

NEW **EasyInstall** Concealed Widespread Models:

B-2347 Series:

B-2347, B-2347-01, B-2347-02, B-2347-03, B-2347-04, B-2347-05, B-2347-06, B-2347-07, B-2347-08, B-2347-09, B-2347-10, B-2347-11, B-2347-12 and B-2347-166X

B-2365

B-2366

B-2386

B-2851, B-2851-133X-VR and B-2851-135X-VR

B-2852

B-2853-RSW

B-2854

B-2855, B-2855-01, B-2855-02, B-2855-04, B-2855-060X and B-2855-060X-VR

B-2857

B-2858

B-2859

B-2862 and B-2862-LF16-WH4

B-2863

B-2864

B-2865, B-2865-04 and B-2865-LF05

B-2866 Series:

B-2866, B-2866-01, B-2866-04, B-2866-04QT, B-2866-04LN, B-2866-04VRS, B-2866-05, B-2866-05-LF08, B-2866-05CR, B-2866-05FC, B-2866-05FC-CR, B-2866-05VRS, B-2866-07, B-2866-08, B-2866-CR, B-2866-LF16-WH4 and B-2866-P

B-2867, B-2867-04, B-2867-04FC and B-2867-04VRS

B-2868 and B-2868-04

B-2869-04

B-2870

B-2871-05FC

B-2872

B-2873

B-2880-04

B-2885

B-2990 Series:

B-2990, B-2990-175F, B-2990-BWH4CR, B-2990-P, B-2990-PSF, B-2990-PSFWH4, B-2990-PWH4, B-2990-SF, B-2990-SFWH4 and B-2990-WH4

EasyInstall Concealed Widespread Faucet FAQs:

Q What is easy about the installation process?

A The new EasyInstall concealed widespread products provide the end user with simplified installation. The components are pre-assembled and eliminate cumbersome connections under the mounting surface. We have engineered this product so that it can be installed by just one person and decreases labor time by up to 50%.

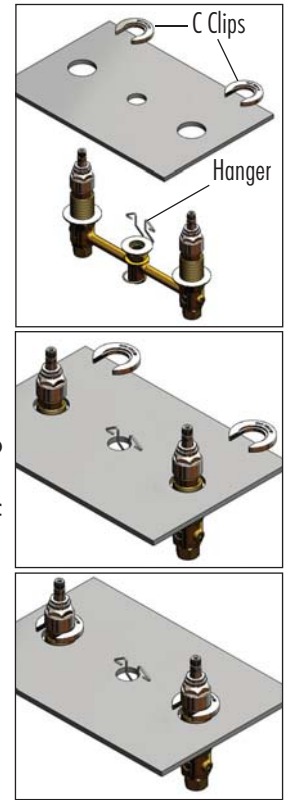


Q What are the C clips for?

A The C clips are required for proper installation. You will place them under the bonnet nuts on the side bodies to hold the unit to the deck while you tighten the flange nuts.

Q What is the hanger for?

A The hanger is also used for proper installation. You place it under the center section of the body assembly and insert it into the center deck hole (with the body) until it snaps to the top of the deck. Once the C washers are in place, you will squeeze the hanger loops together and allow the hanger to drop through the center hole. After that, the hanger is no longer needed.



Q What if my centers are not exact?

A You have two options:

1. Order our B-2800 series with flex inlets which will allow you to adjust either horizontally or vertically (B-2865-05, B-2865-05CR, B-2990-FL, B-2990-FL175F, B-2990-FLWH4, B-2485, B-2486, B-2487, B-2488); or,
2. Order our B-0800 widespread series with adjustable inlets.

Q Can I use this new style concealed widespread on porcelain sinks?

A Yes. This new design is adjustable to various mounting surface thicknesses. It will adjust to fit everything from porcelain sinks to stainless steel sinks.

1	*	Base Faucet Assembly	13	B-WH4	Handle, 4" Wrist Action (shown)
2	*	Side Flange Nut	001638-45	Handle, Lever	
3	016749-45	C-Washer	002521-45	Handle, Four-Arm	
4	016742-45	Center Flange Nut	14	000925-45	Screw, 4" Wrist Action (shown)
5	016745-45	Compression and Nut Fitting	000922-45	Screw, Lever Handle	
6	*	Compression Nut	15	001194-45	Index, Snap-In Red (Hot) (shown)
7	*	Compression Fitting	001661-45	Index, Lever Handle (Hot)	
8	*	Center Shank	16	001686-45	Index, Snap-In (Blue) (shown)
9	000958-20	Coupling Nut	001660-45	Index, Lever Handle (Cold)	
10	016753-40	Cartridge, Hot Eterna Teflon	17	016777-45	Hanger
	016767-25	Cartridge, Hot Eterna Cartridge	18	Inquire w/T&S	Rigid and Swivel Goosenecks
	016858-40	Cartridge, Hot Eterna EPDM	19	B-0199-01	Aerator, 55/64"-27 Female Threads
11	016752-40	Cartridge, Cold Eterna Teflon	B-0199-02	Aerator, 3/8" NPSM Male Threads	
	016768-25	Cartridge, Cold Cerama	B-0199-03	Aerator, 13/16"-27 Male Threads	
	016859-40	Cartridge, Cold Eterna EPDM	B-LT	Stream Regulator, Plain	
12	001257-40	Escutcheon	B-PT	Stream Regulator, w/ Screen	
			20	001495-45	Side Spray and Hose Assembly



2 Saddleback Cove • P.O. Box 1088
Travelers Rest, SC 29690

800-476-4103 (East)

800-423-0150 (West)

www.tsbrass.com