



T&S BRASS AND BRONZE WORKS, INC.
 2 Saddleback Cove / P.O. Box 1088
 Travelers Rest, SC 29690

Model No.
B-1115

Item No.

Travelers Rest, SC: 800-476-4103 • Simi Valley, CA: 800-423-0150 • Fax: 864-834-3518 • www.tsbrass.com



ADA Compliant

This Space for Architect/Engineer Approval

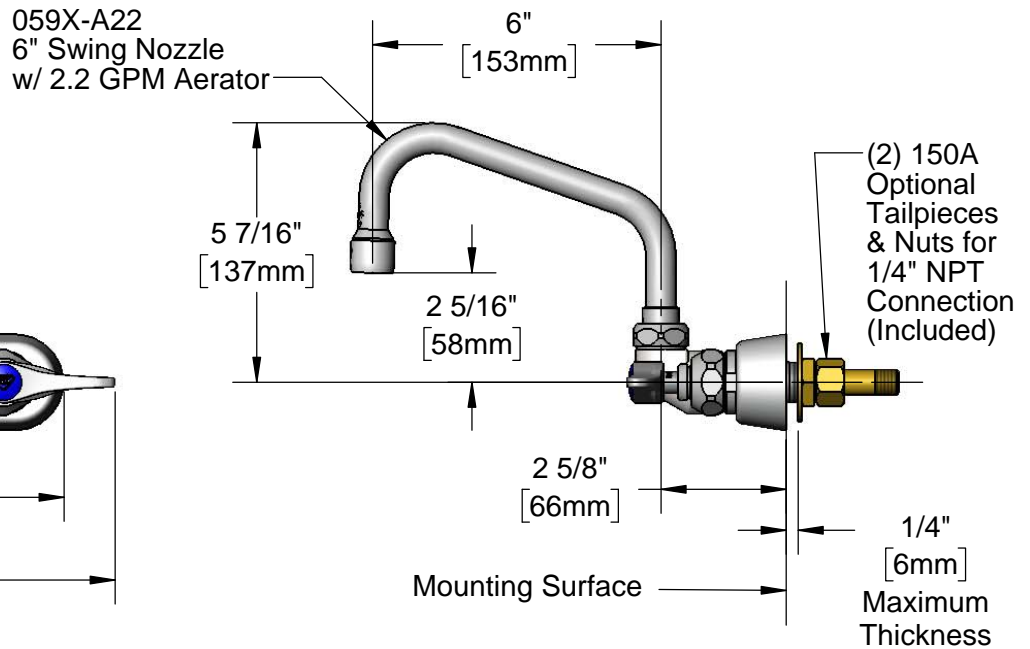
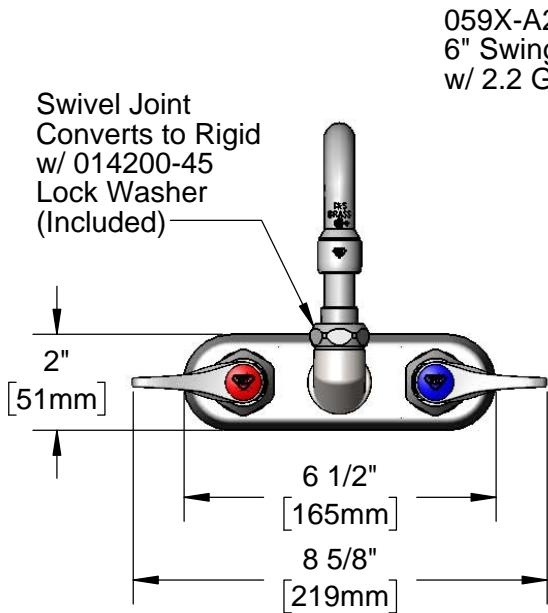
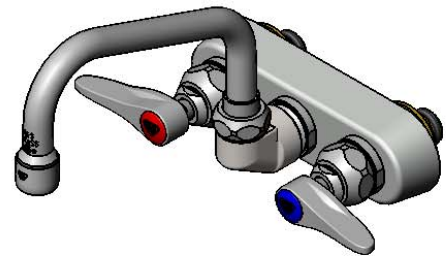
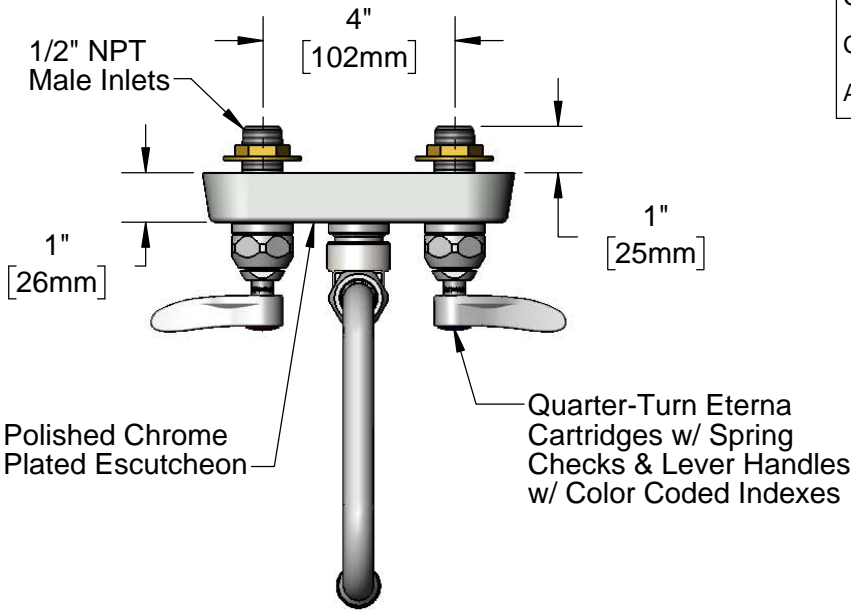
Job Name _____ Date _____

Model Specified _____ Quantity _____

Customer/Wholesaler _____

Contractor _____

Architect/Engineer _____



Rough-In Requirement:
 (2) ϕ 1" [25mm] Mounting Holes

Product Specifications:
 4" Wall Mount Workboard Faucet, Quarter-Turn Eterna Cartridges w/ Spring Checks, Lever Handles, 6" Swing Nozzle, 2.2 GPM Aerator & 1/2" NPT Male Inlets

Product Compliance:
 ASME A112.18.1 / CSA B125.1
 NSF 61 - Section 9
 NSF 372 (Low Lead Content)
 ANSI A117.1 (ADA)



T&S BRASS AND BRONZE WORKS, INC.

2 Saddleback Cove / P.O. Box 1088
Travelers Rest, SC 29690

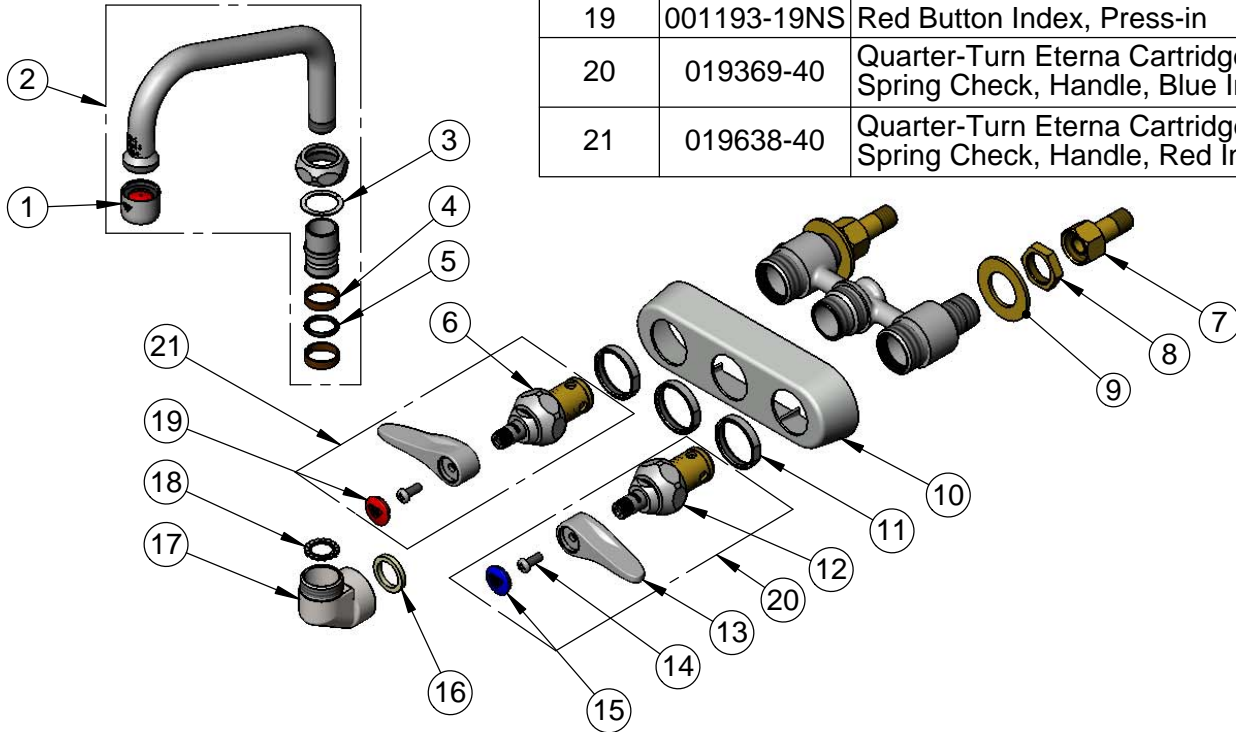
Model No.

B-1115

Item No.

Travelers Rest, SC: 800-476-4103 • Simi Valley, CA: 800-423-0150 • Fax: 864-834-3518 • www.tsbrass.com

ITEM NO.	SALES NO.	DESCRIPTION
1	B-0199-01	2.2 GPM Aerator, 55/64"-27 UN Female
2	059X-A22	6" Swing Nozzle w/ 2.2 GPM Aerator
3	009538-45	Swivel Washer
4	011429-45	Swivel Sleeves (2)
5	001074-45	O-Ring
6	012442-40NS	Quarter-Turn Eterna Cartridge w/ Spring Check, LTC
7	150A	1/4" NPT Tailpiece & Nut
8	002954-45	Shank Lock Nut
9	000999-45	Brass Lock Washer
10	019374-40	B-1110 Eterna Workboard Escutcheon
11	019376-40	Escutcheon Lock Nut
12	012443-40NS	Quarter-Turn Eterna Cartridge w/ Spring Check, RTC
13	001638-45NS	Lever Handle (New Style)
14	000925-45	Lab Handle Screw
15	018506-19NS	Blue Button Index, Press-in
16	001017-45	Washer
17	000082-40	B-1100 Knob
18	014200-45	Star Washer, Anti-Rotation
19	001193-19NS	Red Button Index, Press-in
20	019369-40	Quarter-Turn Eterna Cartridge RTC w/ Spring Check, Handle, Blue Index & Screw
21	019638-40	Quarter-Turn Eterna Cartridge LTC w/ Spring Check, Handle, Red Index & Screw



Product Specifications:

4" Wall Mount Workboard Faucet, Quarter-Turn Eterna Cartridges w/ Spring Checks, Lever Handles, 6" Swing Nozzle, 2.2 GPM Aerator & 1/2" NPT Male Inlets

Product Compliance:

ASME A112.18.1 / CSA B125.1
NSF 61 - Section 9
NSF 372 (Low Lead Content)
ANSI A117.1 (ADA)